


# EMULATOR IMMO MATIZ, TACUMA, LANOS



**Thank you for purchasing our device.**

**Emulator immo to cars Matiz, Tacuma, Lanos  
replaces damaged immobilizer or the car key.**

**This device is self-learning a computer code –  
just connect it and it already works.**

**In case of losing the car keys or a car burglary,  
it enable to drive off from the road  
to the car service.**


**Due to a low cost you can leave it in the car  
instead of buying a new immo or making car  
keys duplicate.**

**There is a possibility of using it as the  
additional security!**

**Two LEDs indicating:  
green - power  
red – transmission (will blink once).**

# Matiz Engine Control Module

## SIEMENS




**Connecting emulator in ECM:**

<b>GND</b>	pin 3
<b>power</b>	pin 32
<b>immo</b>	pin 11

**Cut off pin 11 from wiring in the car !!!**

# Tacuma Engine Control Module KEMSCO




**Connecting emulator in ECM:**

<b>GND</b>	pin 3
<b>power</b>	pin 60
<b>immo</b>	pin 56

**Cut off pin 56 from wiring in the car !!!**

# Lanos Engine Control Module 1,4 OHC hybrid



**Connect emulator to a plug of disconnected immobilizer:**

<b>GND</b>	pin 8
<b>power</b>	pin 5
<b>immo</b>	pin 10



**Or to plug ECM:**

**immo** pin 32 in K plug - brown cable.

**Before connecting the driver, emulator must be precisely isolated by the isolation strap.**