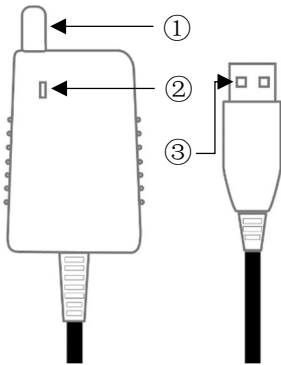

Product Introduction

Thank you for purchasing our AnyToyo Toyota 4A/8A smart key data collector & emulator. With this collector, an XTOOL tablet, Internet connection and a KC501 key programmer, you can generate an emulated Toyota 4A/8A smart key without searching for pincode, which could be used for emergency ignition or act as an original key in order to add keys when there are no original keys available. With our programmable keys, you can also generate a 4A/8A smart key which is matched on this car without searching for pincode or connecting to the module. The emulated data will be erased from the emulator once it is disconnected to XTOOL devices.



① **Antenna:** Used to collect data and emulate key data.

② **Light:** When connected, the green light will be turned on.

When collecting data, the green light will flicker, then goes off once it is done collecting.

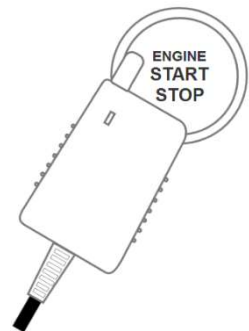
③ **USB 3.0 Port:** Used to connect to the XTOOL devices.

When using XTOOL tablets with Type-C ports, please connect the USB3.0 to Type-C adapter before use.

How to Use

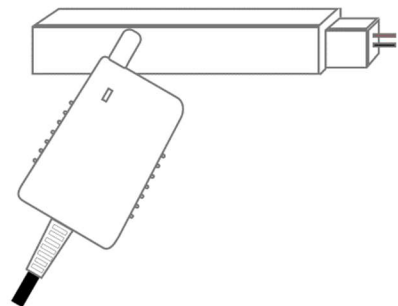
1. Collecting data from start/stop button:

- Connect emulator to the tablet and start the process
- When the notice pops up from the tablet, put the antenna close to the start button
- The light will flicker when collecting and goes off when finished collecting



2. Collecting data / emergency start from low-frequency antenna:

- The antenna usually locates at:
 - 1) At the front, beneath the armrest storage area
 - 2) In the middle, under the backseats
 - 3) Door handle (for models with keyless entry)
- Connect emulator to the tablet and start the process
- When the notice pops up from the tablet, put the antenna close to the low-frequency antenna
- The light will flicker when collecting and goes off when finished collecting
- After collecting data, put the emulator close to the antenna and press the start button to do an emergency start.



Support List

Note: The chip information shown on the list may vary in different markets or models. The list is for reference only.

Model	Model year	Chip type	PCB Number
TOYOTA			
Alphard	2017.1+	8A-85	0120
Avalon	2019.1+	8A-88	0410
Camry	2018.1+	8A-88	0410
	2018-2021	8A-85	0351
Corolla	2019-2021	4A	2000
C-HR	2018.1+	8A-88	0410
C-HR (US)	2018-2021	8A-85	0010
Crown	2018.1+	8A-82	2110
Highlander	2018.1+	8A-82	2110
Land Cruiser	2017.1+	8A-82	F43 □
	2018-2019	8A-82	2110
	2020-2021	8A-85	0010
Land Cruiser Prado	2018.1+	8A-82	3330
Levin	2019-2021	4A	2000
Prius	2018.1+	8A-88	0410
	2016-2021	8A-85	0351
RAV4	2019.7+	8A-88	0410
	2019-2020	8A-85	0351
Vellfire	2017.1+	8A-85	0120
Wildlander	2019.1+	8A-88	0410
LEXUS			
ES	2018.1+	8A-88	0440
GS	2018.1+	8A-88	0440
IS	2017.1+	8A-82	2020
LS	2018.1+	8A-88	0440
NX	2018.1+	8A-82	2110
RX	2018.1+	8A-85	0010
UX	2018.1+	8A-88	0440
GS	2018.1+	8A-88	0440

Contact Us

Shenzhen Xtooltech Intelligent Co., Ltd

Add: 17&18/F, A2 Building, Creative City, Liuxian Avenue, Nanshan District, Shenzhen, China

Official Website: <http://www.xtooltech.com> / www2.xtooltech.com

Aftersales-services: supporting@xtooltech.com

Corporate & Business: marketing@xtooltech.com