

BMW seat occupancy sensor emulator

Support for all BMW series (1997-2010)

Support models:

1997-2003: E31, E36, E38, E39, E46, E53, etc.

2003-2007: E60, E63, E65, E87, E90, etc.

2007-2010: E60, E63, E64, E65, E70, E71, E81, E87, E90, E92, E93, etc.

Colouring of wires and their appointment:

Yellow-data bus


Red-12V

Black-GND




CHOOSE VEHICLE MODEL.

Can choose to occupancy or not occupancy




NEW BMW occupancy:




1:ON 2:ON

OLD BMW occupancy



1:ON 2:OFF

NEW BMW not occupancy



1:OFF 2:ON